

Fruit accumulator

Fruit accumulator

Description

The fruit accumulator is usually used when a continuous flow of fruit to a machine is required, such as an automatic packing machine, a netbag machine or a cartons weight-filler.


The machine consists of a lower conveyor belt and two inclined side belts, located symmetrically with respect to the first.

Between the three belts there is a space to guarantee a constant flow of fruit to the machine after it.

Features

- Position sensors are installed to limit the position of the tray in its movement inside the accumulator, to guarantee a continuous fruit flow. A retention curtain is also installed at the exit.
- At the exit of the accumulator, a conveyor belt is installed that regulates the fruit flow in an automatic manner. It is equipped with a position detector for the presence of fruit, and works in a coordinated way with the accumulator.
- Highest quality standards to ensure long durability.

Fruit accumulator



Rear side of a fruit accumulator

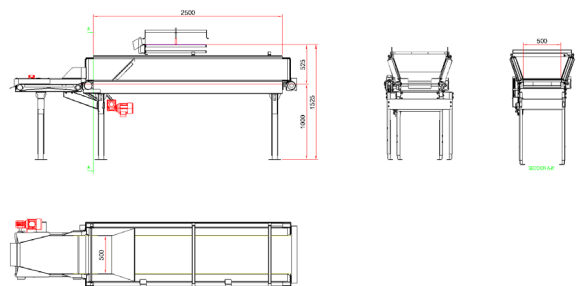
Key specifications

- Designed to comply with the Machine Directive of the European Union (CE) 2006/42/CE
- Available widths (mm):
500 / 600 / 750 / 900
- Standard lengths (mm): 2500 / 3000
- Capacity (Kg)

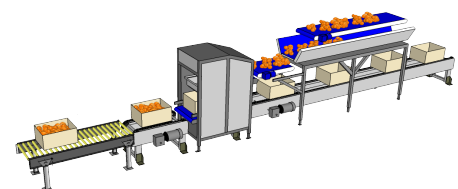
Width (mm)	Length (mm)	
	2500	3000
500	140	175
600	175	215
750	210	260
900	250	310

Technical information

- Power: 3 phases - 380 V - 50 Hz
- Power consumption (with exit belt):
0,74 KW



Plant view, side view and cross section of a fruit accumulator



3D scheme of a box weigher-filler configuration with fruit accumulator